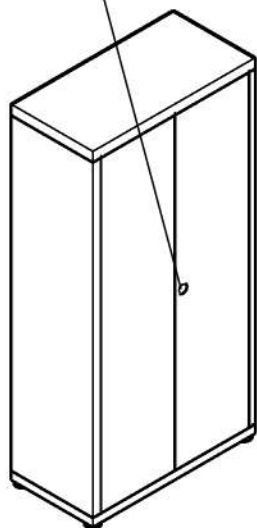
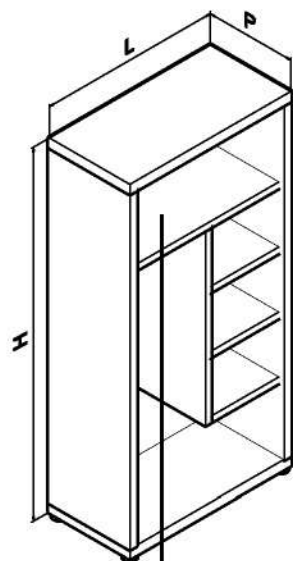


# Armadi metallici mod. Zincoplastificati anti-ruggine ver. Porta Scope

ante battenti con serratura

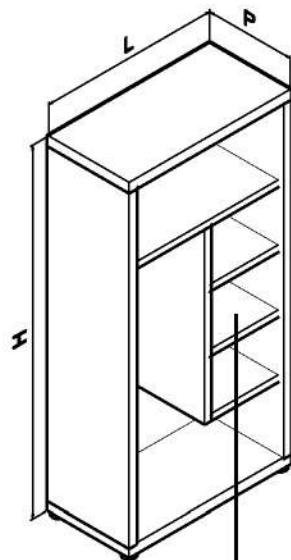


**A**



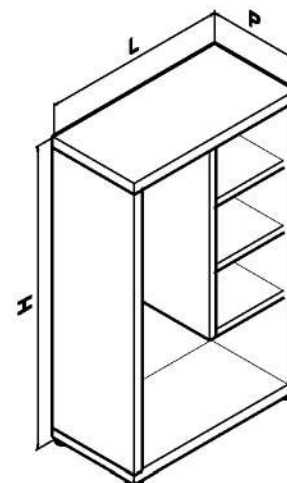
piano spostabile/regolabile

**B**



piani spostabili/regolabili

**C**



piedini regolabili

## DIMENSIONI STANDARD DISPONIBILI:

### ARMADIO **A**

L100 x P50 x H200

L80 x P50 x H200

\*L45 x P50 x H200

### ARMADIO **B**

L100 x P40 x H180

L90 x P40 x H180

L80 x P40 x H180

L70 x P40 x H180

L60 x P40 x H180

\*L45 x P40 x H180

### ARMADIO **C**

L90 x P40 x H150

L70 x P40 x H150

\*L45 x P40 x H150

\*L45 x P50 x H150

\*L45 = un'anta